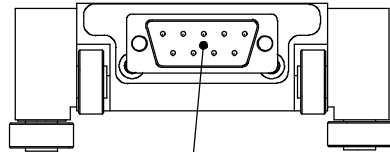
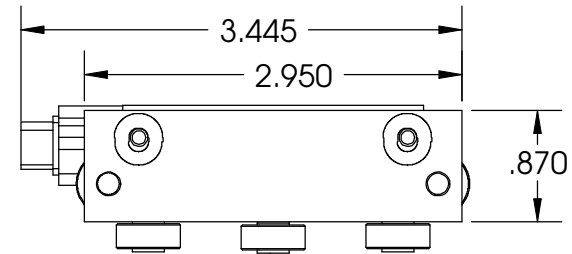
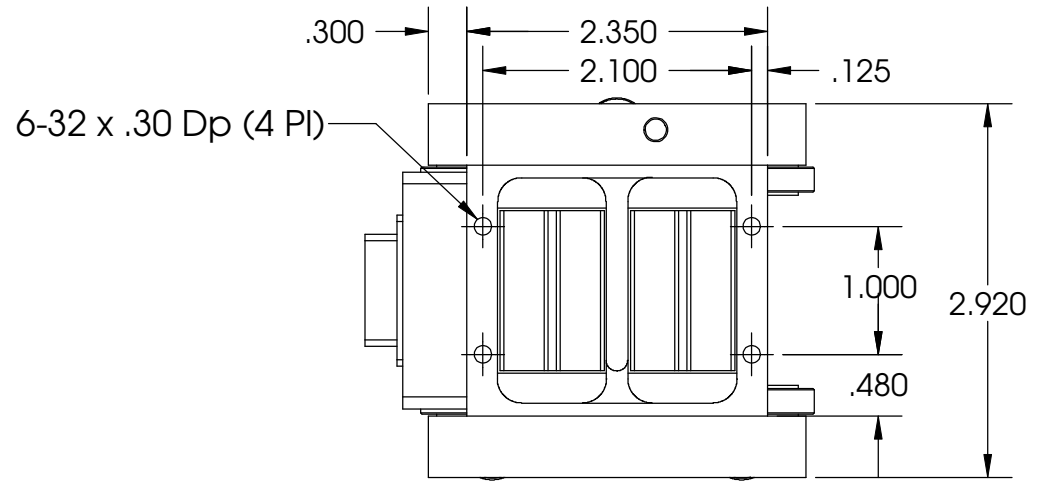
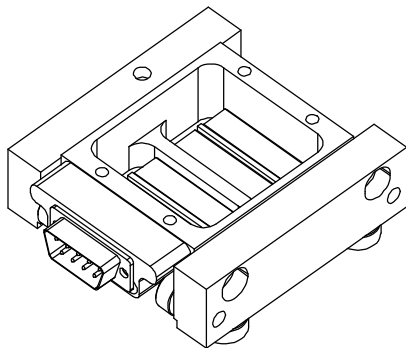


These drawings and specifications are the property of H2W Technologies, Inc. They are issued in confidence and shall not be reproduced, copied, or used without written permission from H2W Technologies, Inc. (www.h2wtech.com)



Motor Power Connector



9-PIN D-Sub Male	
Pin	Function
1	A+
2	N/C
3	B+
4	N/C
5	Ground
6	N/C
7	A-
8	N/C
9	B-

UNLESS SPECIFIED OTHERWISE:  
 All dimensions are in inches  
 Standard Tolerances are as follows:  
 .XXX ±.005 ANGLES +1°  
 .XX ±.010 FILLETS .010  
 X ±.020 CORNERS .010  
 Remove All Burrs and Sharp Edges

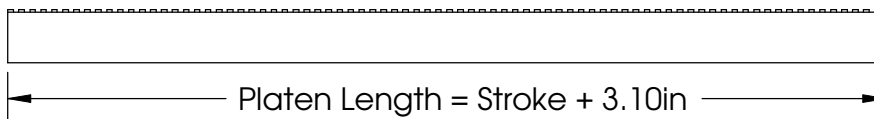
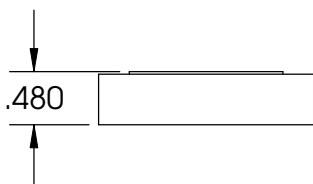
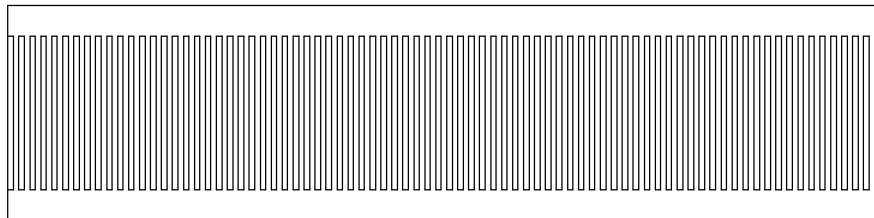
MATERIAL			
FINISH			
DRAWN	DATE	APPROVED	DATE
OOG	8-1-10	MPW	8-1-10

**Forcer Model # STS-0620-R**

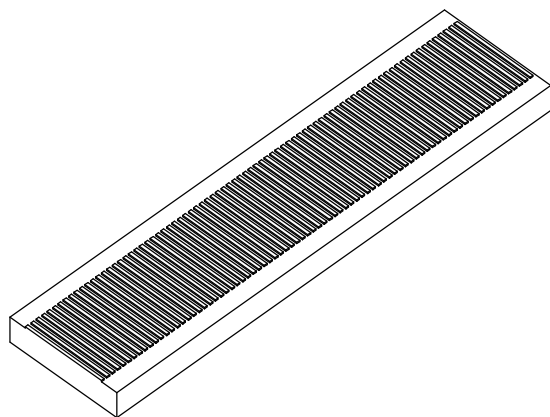
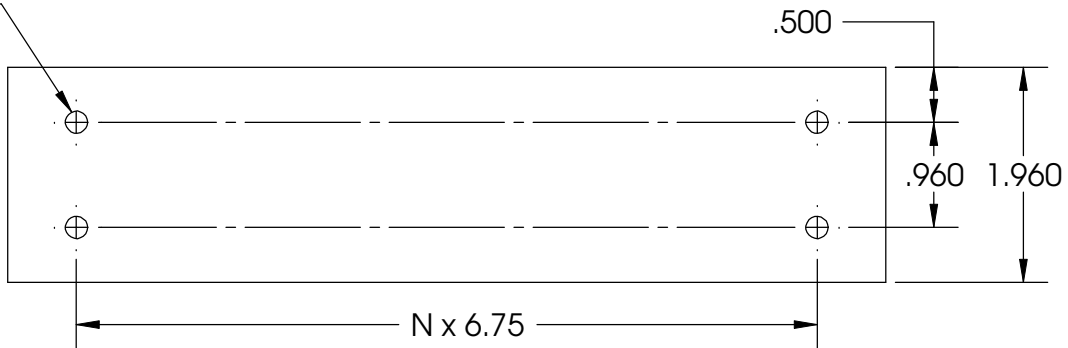
**H2W Technologies, Inc.**

28310-C Ave Crocker Valencia, CA 91355 USA  
 Tel: (661)-702-9346 Fax: (661)-702-9348  
 www.h2wtech.com

TITLE			
6lb Linear Stepper Motor			
DWG #	REV	SHEET	
10-0461	---	1 of 4	



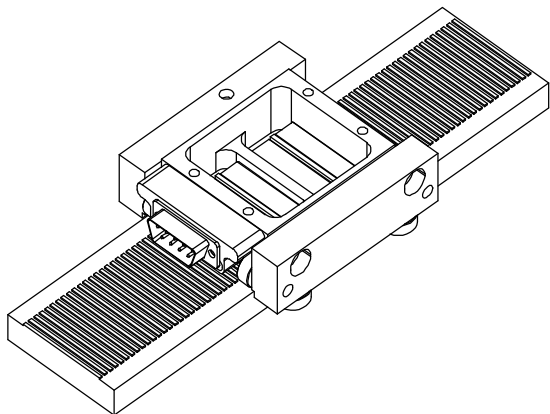
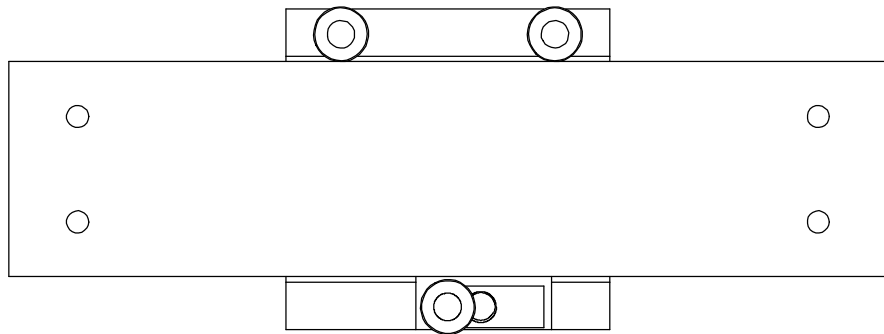
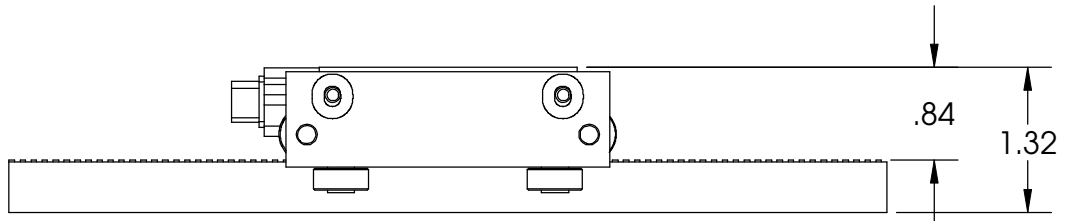
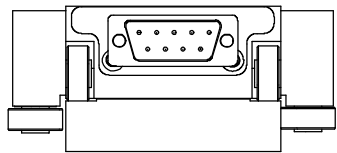
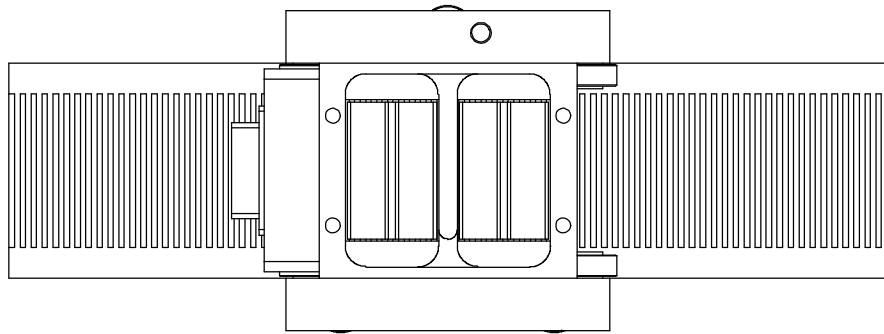
10-32 x .20 Dp



**Platen Model # STP-20-XXX-R**

TITLE	<b>6lb Linear Stepper Motor</b>		
DWG #	<b>10-0461</b>	REV	---
		SHEET	2 of 4

XXX = Platen Length in inches



**Forcer Mounted on Platen**

TITLE	<b>6lb Linear Stepper Motor</b>		
DWG #	<b>10-0461</b>	REV	---
		SHEET	3 of 4

<b>LINEAR STEPPER MOTOR SPECIFICATIONS</b>		
Motor P/N	STS-0620-R	
Continuous Force	6.0 lbs	26.7 N
Rated Current	2.0 Amp	
Resistance/Phase @ 20C	2.40 ohms	
Inductance/Phase @ 20C	3.0 mH	
Motor Phases	2	
Bearing Type	Roller Bearing	
Nominal Airgap	0.0015"	
Motor Mass	9.8 oz	279 grams
Platen Mass	0.28 lbs/in	1.24N/in

TITLE	<b>6lb Linear Stepper Motor</b>		
DWG #	<b>10-0461</b>	REV	---
		SHEET	4 of 4